



<b>Title:</b>	<b>BCR Set-Up on units with UCI</b>			<b>ID:</b>
				103
<b>Date in:</b>	<b>Response:</b>	<b>Model:</b>	<b>Author:</b>	
		-	CMa	

# ***UCI BL600 BCR Set-Up***


On LPX, LPR units with UCI feature installed remove Back Panel prior pulling Controller Module from front side of the instrument.



Remove UCI Data Ribbon Cable and pull out Controller Module plate from front side



RJ12 BCR connector



BCR to PC Service Cable

RJ12 BCR connector